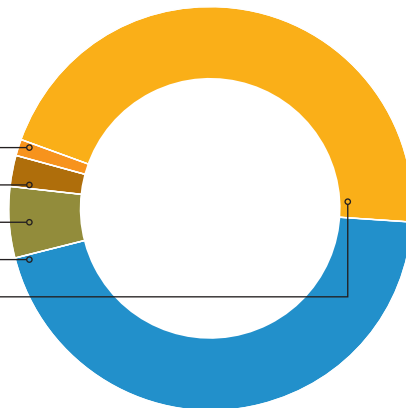


## Headquarters Procurement

### Products/Services Distribution

Relative Expenditure versus differing product groups

US\$		%
\$366,653	Office Equipment/Furniture/Supplies	1.31%
\$695,268	EDP/AV/Teleconference	2.49%
\$1,590,112	Publication and Printing	5.69%
\$12,582,983	Lease of premises (incl. miscellaneous)	45.01%
\$12,723,122	Technical Services	45.50%
<b>\$27,958,138</b>	<b>Total</b>	<b>100.00%</b>

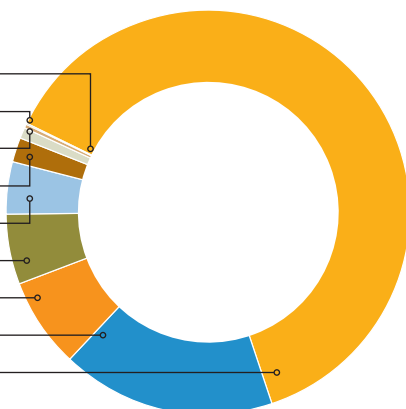


## Field Procurement

### Products/Services Distribution

Relative Expenditure for each product group for field projects

US\$		%
\$41,273	Printing/Publication	0.09%
\$140,885	Office Equipment/Furniture/Supplies	0.31%
\$398,305	EDP/AV/Teleconference	0.87%
\$899,233	Miscellaneous	1.96%
\$1,919,550	Pharmaceuticals	4.18%
\$2,579,264	Vehicles	5.62%
\$3,308,436	Services	7.21%
\$7,868,626	Medical Equipment**	17.13%
\$28,742,537	Contraceptives	62.62%
<b>\$45,898,109</b>	<b>Total</b>	<b>100.00%</b>

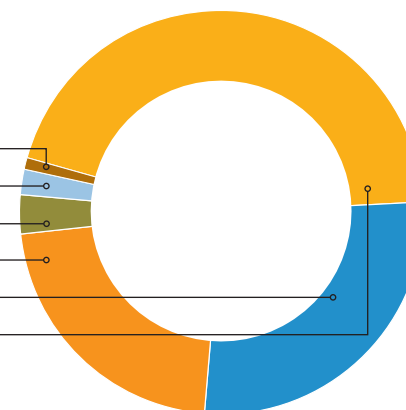


\*\*Includes US\$2,657,994 for Emergency RH kits

## Contraceptive Distribution

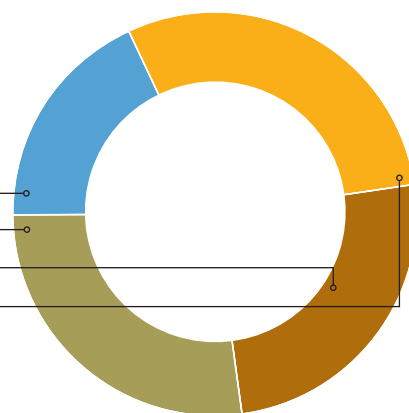
Relative Expenditure versus individual contraceptive methods

US\$		%
\$636,440	Spermicides	0.93%
\$1,385,493	IUDs	2.03%
\$2,126,805	Implants/Trocars	3.12%
\$14,955,506	Condoms (incl. male and female)	21.94%
\$18,522,265	Pills	27.17%
\$30,539,342	Injectable (incl. syringes and needles)	44.81%
<b>\$68,165,851</b>	<b>Total</b>	<b>100.00%</b>



## Total Procurement

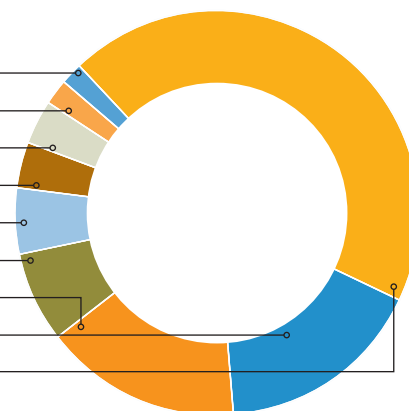
US\$		%
\$27,958,138	Headquarters Procurement	18.07%
\$41,894,713	Third Party Procurement	27.08%
\$38,957,038	Country Level Procurement	25.18%
\$45,898,109	Field Procurement	29.67%
<b>\$154,707,998</b>	<b>Total</b>	<b>100.00%</b>



## Products/Services Distribution

Relative expenditure versus differing product groups

US\$		%
\$2,709,302	Pharmaceuticals	1.75%
\$3,174,047	Office Equipment/Furniture/Supplies	2.05%
\$5,479,651	Vehicles	3.54%
\$5,687,503	Publication/Printing	3.68%
\$8,171,343	EDP/AV/Teleconference	5.28%
\$11,196,663	Medical Equipment***	7.24%
\$24,413,998	Miscellaneous	15.78%
\$25,709,640	Service	16.62%
\$68,165,851	Contraceptives	44.06%
<b>\$154,707,998</b>	<b>Total</b>	<b>100.00%</b>



\*\*\* Includes US\$3,293,574 for Emergency RH Kits

UNFPA Procurement includes the following five elements:

### 1. FIELD PROCUREMENT

Procurement undertaken by Headquarters Procurement Services for UNFPA funded projects and for equipment and supplies for UNFPA Field Offices.

### 2. THIRD PARTY PROCUREMENT

Procurement undertaken by Headquarters Procurement Services when a third party (e.g. governments, other agencies or institutions) out sources procurement to UNFPA.

### 3. HEADQUARTERS PROCUREMENT

Procurement undertaken by Headquarters Procurement

Services for administrative purposes, publications and audio-visual services required by UNFPA New York.

### 4. PROCUREMENT UNDERTAKEN AT COUNTRY LEVEL

Procurement undertaken by UNFPA Field Offices in accordance with the decentralized authorization.

### 5. UNDER UTILIZED MAJOR DONOR COUNTRIES

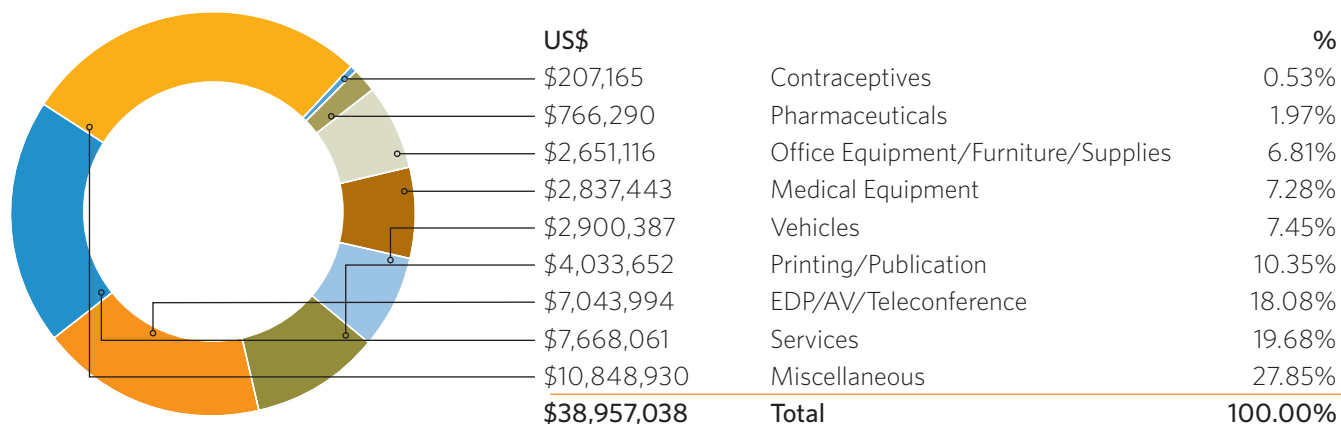
The 'Under Utilized Major Donor Countries' (UMD) have been depicted within Pro 'Developed Countries' to facilitate comparison.

**UNFPA PROCUREMENT SERVICES "THE RIGHT CHOICE FOR ALL YOUR REPRODUCTIVE HEALTH NEEDS"**

## Procurement Undertaken at Country Level

### Products/Services Distribution

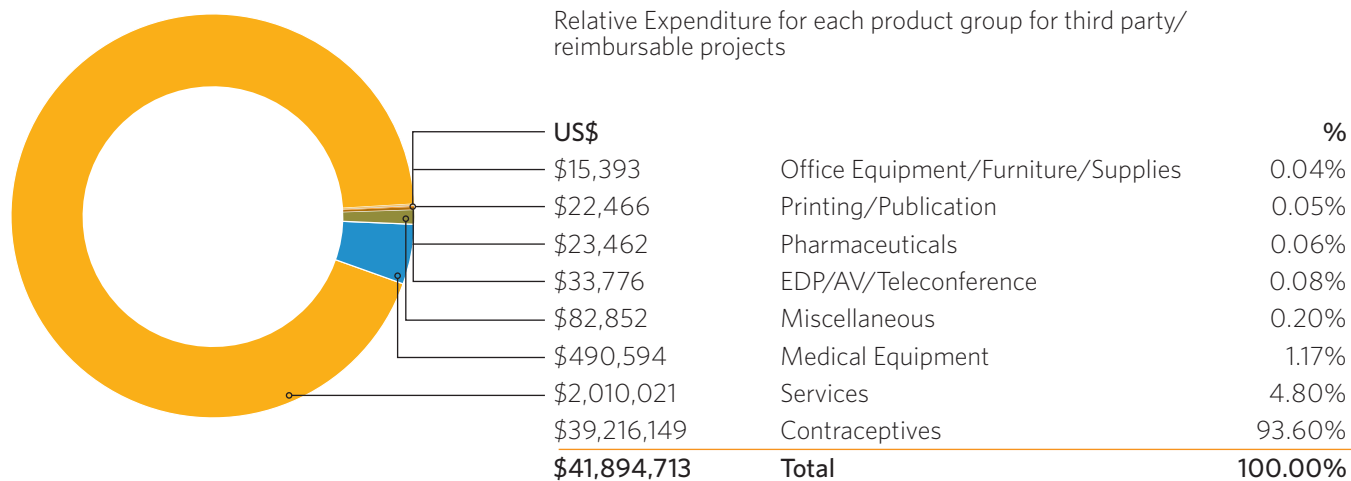
Relative Expenditure for each product group for procurement undertaken at country level



## Third Party/Reimbursable Procurement

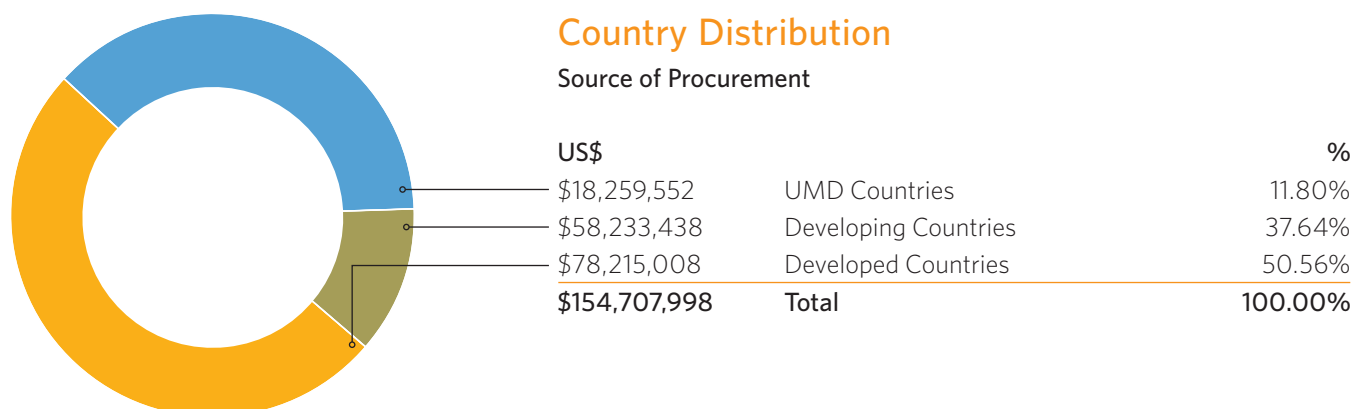
### Products/Services Distribution

Relative Expenditure for each product group for third party/reimbursable projects



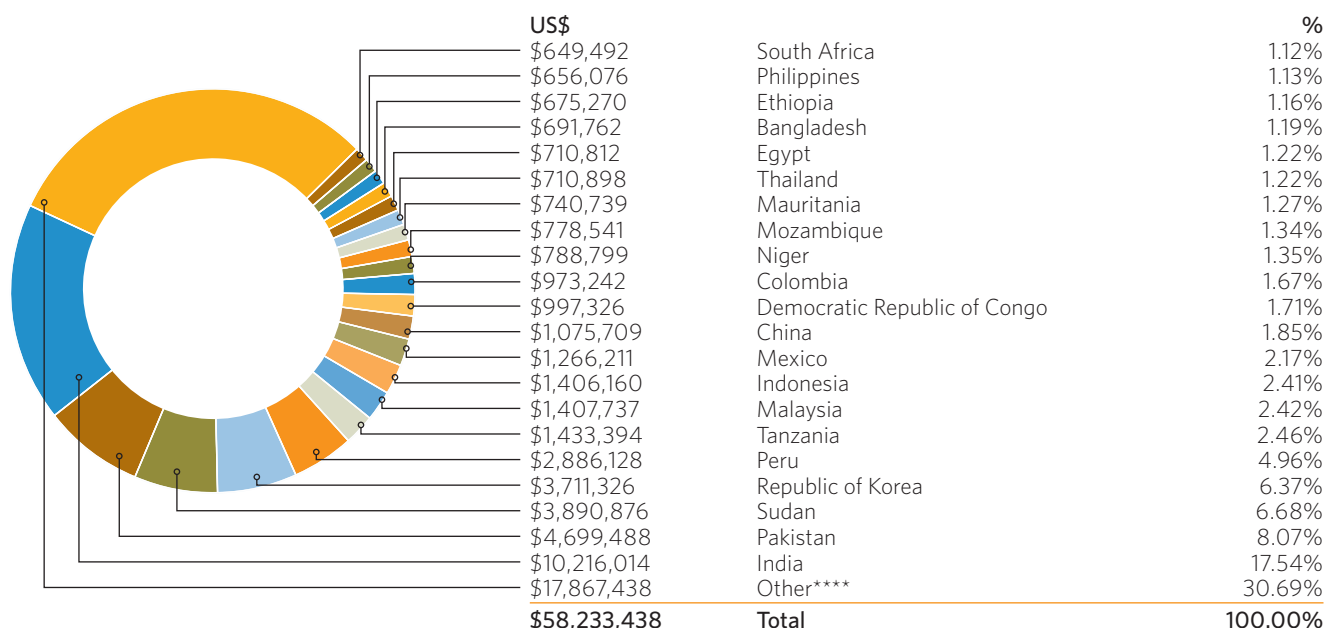
## Country Distribution

### Source of Procurement



## Developing Countries


As sources of procurement



\*\*\*\*Includes purchase orders issued by field offices

## Underutilized Major Donors

As sources of procurement



## Developed Countries

As sources of procurement



## Country Products Services Distribution

(Indicates relative value of procurement and products/services from respective countries), US\$

Commodity	Contra-ceptives	EDP/AV/Telecon-ference	Miscellaneous	Office Equipment/Furniture/Supplies	Pharma-ceutical	Publication/Printing	Medical Equipment	Services	Vehicles	Total
Angola	0	42,303	394,187	35,896	0	6,142	0	46,710	13,517	538,755
Armenia	0	18,311	0	0	0	0	0a	82,436	56,600	157,347
Bangladesh	0	88,473	67,326	71,716	51,201	95,827	0	306,043	11,176	691,762
Belgium	21,244,123	0	265,382	0	7,567	0	6,818	297,766	0	21,821,657
Canada	3,579,481	10,818	7,181	480	0	21,100	9,000	373,207	0	4,001,267
China	0	283,139	14,460	5,580	26,031	71,681	635,153	39,665	0	1,075,709
Colombia	0	163,783	231,738	23,157	0	0	0	554,564	0	973,242
Democratic Republic of Congo	0	58,319	722,441	76,694	46,894	20,800	0	69,474	2,704	997,326
Denmark	0	103,814	81,600	78,181	165,389	111,789	333,782	107,311	153,102	1,134,968
Egypt	0	57,101	51,513	10,434	0	34,506	190,204	155,634	211,419	710,812
Ethiopia	797	113,020	415,280	7,739	0	31,867	22,086	84,480	0	675,270
Finland	1,078,662	0	1,915	0	0	0	200	34,876	0	1,115,653
France	529,952	0	172,676	0	0	24,374	131,889	57,640	25,056	941,587
Germany	5,452,687	0	909,250	0	10,412	0	800,156	582,770	0	7,755,275
India	7,915,692	67,282	301,682	6,780	0	75,847	400,952	1,355,454	92,325	10,216,014
Indonesia	1,105,285	15,200	400	2,708	0	14,087	530	103,560	164,389	1,406,160
Japan	183,946	0	0	0	0	796	0	198,663	2,715,668	3,099,073
Malawi	0	21,714	279,895	39,676	0	75,831	37,145	46,908	6,853	508,022
Malaysia	958,414	75,989	0	0	0	0	0	373,334	0	1,407,737
Mauritania	0	48,006	341,723	90,235	0	17,071	42,434	196,716	4,554	740,739
Mexico	700,454	96,363	128,802	21,802	0	21,680	0	297,110	0	1,266,211
Mozambique	0	205,148	50,653	63,173	0	178,746	0	261,741	19,081	778,541
Netherlands	6,686,707	84,089	1,727,279	95,904	1,420,629	44,084	5,768,634	1,204,806	0	17,032,133
Niger	960	140,156	233,902	106,242	57,353	57,777	16,747	28,003	147,660	788,799
Other	456,456	2,097,709	3,788,370	1,424,206	323,887	2,861,899	1,944,282	3,498,554	738,019	17,133,382
Pakistan	3,488,450	120,069	487,285	31,723	268,330	3,082	266,163	5,915	28,471	4,699,488
Peru	115,333	0	2,622,582	68,056	0	62,076	0	18,082	0	2,886,128
Philippines	0	20,416	183,836	3,995	0	108,881	0	337,830	1,118	656,076
Republic of Korea	3,123,079	0	27,180	0	0	0	0	561,067	0	3,711,326
Senegal	0	5,673	276,852	145,562	0	47,838	6,551	113,811	0	596,287
South Africa	0	45,583	133,812	137,375	0	26,703	155,201	113,809	37,009	649,492
Sudan	0	3,140,313	82,072	130,700	13,464	44,319	67,068	178,218	234,721	3,890,876
Switzerland	981,289	15,053	162,022	3,216	0	32,186	140	84,462	394	1,278,762
Tanzania	0	47,710	927,207	83,071	6,891	151,173	0	102,394	114,948	1,433,394
Thailand	471,748	35,785	43,463	199	0	15,722	0	143,981	0	710,898
United Kingdom	5,232,378	125,645	209,957	10,140	305,094	21,417	245,986	667,175	574,348	7,392,139
USA	4,859,958	824,359	9,070,075	399,407	6,160	1,408,202	115,542	13,025,471	126,521	29,835,695
<b>Total</b>	<b>68,165,851</b>	<b>8,171,343</b>	<b>24,413,998</b>	<b>3,174,047</b>	<b>2,709,302</b>	<b>5,687,503</b>	<b>11,196,663</b>	<b>25,709,640</b>	<b>5,479,651</b>	<b>154,707,998</b>

## Major Vendors


Vendors	Amount US\$	Average	Country*****	No. of P.Os	Products/Services
Pfizer Enterprises Sarl	21,532,626	861,305	Belgium	25	Contraceptives
N.V. Organon	8,379,798	335,192	Netherlands	25	Contraceptives
Famy Care	7,500,000	7,500,000	India	1	Contraceptives
Schering-AG-Pharmac Division	6,216,399	141,282	Germany	44	Contraceptives
SL Green	5,796,706	156,668	USA	37	Technical Services
Imres	5,656,830	84,430	Netherlands	67	Medical Equipment/Pharmaceuticals
Medipharm (Pvt) Ltd.	3,948,944	789,789	Pakistan	5	Contraceptives
Wyeth Pharmaceuticals	3,934,791	262,319	Canada	15	Contraceptives
Unidus Corporation	3,711,326	168,697	Korea, Republic of	22	Contraceptives
Khartoum Information Technology	3,107,253	3,107,253	Sudan	1	Audio visual
United Medical Health International Corp.	2,790,366	697,592	USA	4	Contraceptives
Toyota Motor Corporation	2,783,989	695,997	Japan	4	Vehicles
SSL International Plc	2,579,508	429,918	United Kingdom	6	Contraceptives
The Medical Export Group	2,568,656	183,475	Netherlands	14	Medical Equipment/Pharmaceuticals
Qingdao Jiuhe Industrial Co. Ltd.	1,922,636	147,895	USA	13	Contraceptives
The Female Health Company	1,901,545	79,231	United Kingdom	24	Contraceptives
Banco Continental-Planilla Personal	1,417,767	283,553	Peru	5	Misc services
Crown Agents	1,212,936	4,043	United Kingdom	300	Quality Control
Schering Oy	1,115,653	139,457	Finland	8	Contraceptives
Karex Industries Sdn. Bhd.	1,039,769	207,954	Malaysia	5	Contraceptives
Cilag International	1,022,991	146,142	Switzerland	7	Contraceptives
P.T. Yafeta Primarta	832,650	832,650	Indonesia	1	Contraceptives
Wyeth Pharma GMBH	809,992	134,999	Germany	6	Contraceptives
Prographics Inc.	725,698	181,424	USA	4	Printing
Aplicaciones Farmaceuticas , S.A. DE C.V.	679,075	339,538	Mexico	2	Contraceptives
Gedeon Richter, USA	653,072	130,614	USA	5	Contraceptives
820 Second Ave Associates	559,973	43,075	USA	13	Technical Services
Suretex Ltd.	559,048	139,762	Thailand	4	Contraceptives
Toyota Gibraltar Stockholdings Ltd.	536,170	107,234	United Kingdom	5	Vehicles
Innotech International	523,828	74,833	France	7	Contraceptives
Doral Forrestal Conference Centre and Spa	517,900	172,633	USA	3	Technical Services
Primus Telecommunications Inc.	499,000	249,500	USA	2	Technical Services
Hindustan Latex Ltd.	498,223	41,519	India	12	Contraceptives
Raquel Sofia Amaya Producciones Y Cia	494,172	494,172	Colombia	1	Technical Services
Planson International Corp.	479,281	239,641	USA	2	EDP equipment
Injelfex Industria E Comercio Ltd.	450,031	75,005	Brazil	6	Contraceptives
AT&T	446,676	63,811	USA	7	Technical Services
Abbott Gmbh and Co. KG.	427,120	106,780	Germany	4	RH kits
Mediasia Supplies Pte Ltd.	410,640	58,663	Singapore	7	Medical Equipment
Dell Marketing L.P.	401,395	100,349	Colombia	4	EDP equipment
Verison	390,945	65,158	USA	6	Technical Services
Pharmchem International Ltd.	378,394	189,197	United Kingdom	2	Medical Equipment/Pharmaceuticals
Eurocare	306,368	38,296	Denmark	8	Medical Equipment
Ministry of Health Tanzania	300,000	300,000	Tanzania	1	Misc services
Compania de Seguridad Prosegur S.A.	282,151	70,538	Peru	4	Misc services
Kernel Medical Equipment Co. Ltd.	267,954	133,977	China	2	Medical Equipment
Fisher Brothers	264,253	132,126	USA	2	Technical Services
Becton Dickinson International	264,031	37,719	Belgium	7	Syringes and needles
Santpoort Project Supplies	263,837	65,959	Netherlands	4	Office Equipment
PT Organon Indonesia	256,060	256,060	Indonesia	1	Contraceptives
Custom staffing Inc.	247,686	10,320	USA	24	Technical Services
Select International inc.	243,894	10,604	USA	23	Technical Services
Medikits	223,200	111,600	India	2	Medical equipment
Liberty for International Trade	219,510	109,755	Egypt	2	Vehicles
Eisai	207,007	51,752	Japan	4	Contraceptives
Beijing Xianfeng Chuangye Technology & Dev. Co.Ltd.	203,130	67,710	China	3	Audio visual/EDP equipment
Beijing Renfa RH Company Ltd.	201,672	67,224	China	3	Medical Equipment/Pharmaceuticals
Trimble Navigation Ltd.	199,510	199,510	USA	1	Misc services
Centre for Operations Research and Training	198,486	198,486	India	1	Technical Services
Africa Media Group Ltd.	186,740	62,247	Tanzania	3	Misc services
Wyeth Lederle, France	186,669	93,335	France	2	Contraceptives
Premquip International	176,547	14,712	South Africa	12	Medical equipment

\*\*\*\*\*Country reflects the location of a vendor's commercial office which in some cases is different from that of the manufacturer.

UNFPA Procurement Services  
[www.unfpa.org/procurement](http://www.unfpa.org/procurement)  
[procurement@unfpa.org](mailto:procurement@unfpa.org)  
 Tel: +45 3546 7000  
 Fax: +45 3546 7018



UNFPA - because everyone counts



**UNFPA**

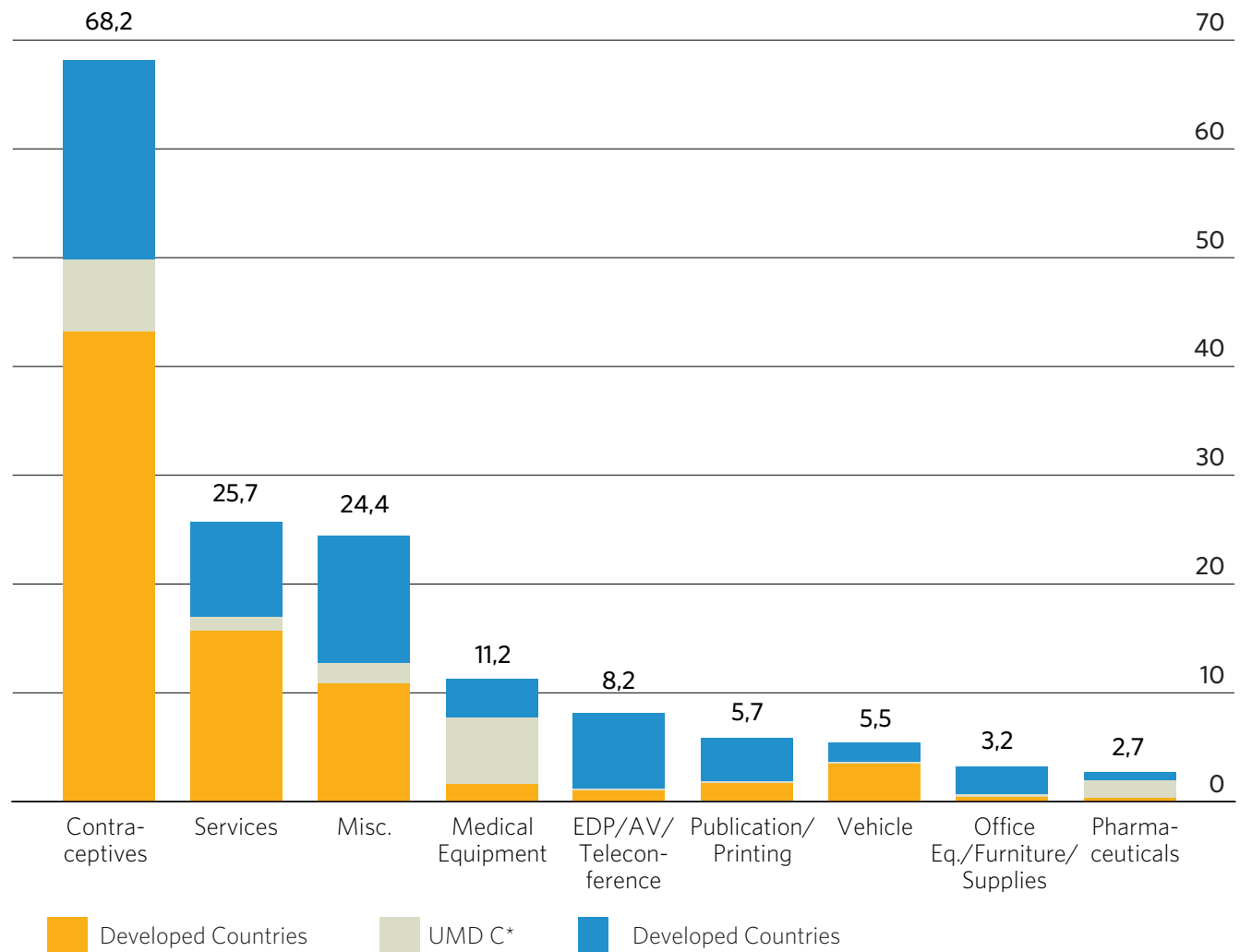
# Procurement Statistics

2004

UNFPA - because everyone counts

## Products/Services Country Distribution (US\$)

Provides indicator of where major products groups are sourced



Commodity	Developed Countries	UMD C*	Developing Countries	2004 Total
Contraceptives	\$43,177,565	\$6,687,910	\$18,300,376	\$68,165,851
Services	\$15,692,983	\$1,312,117	\$8,704,540	\$25,709,640
Miscellaneous	\$10,868,779	\$1,882,879	\$11,662,340	\$24,413,998
Medical Equipment	\$1,603,864	\$6,102,416	\$3,490,383	\$11,196,663
EDP/AV/ Teleconference	\$1,012,686	\$205,153	\$6,953,504	\$8,171,343
Publication/Printing	\$1,580,625	\$155,873	\$3,951,005	\$5,687,503
Vehicles	\$3,474,371	\$153,102	\$1,852,178	\$5,479,651
Office Eq./Furniture/ Supplies	\$447,140	\$174,085	\$2,552,822	\$3,174,047
Pharmaceuticals	\$356,995	\$1,586,017	\$766,290	\$2,709,302
<b>Total</b>	<b>\$78,215,008</b>	<b>\$18,259,552</b>	<b>\$58,233,438</b>	<b>\$154,707,998</b>

\*Underutilized Major Donor Countries